

Hot Water. Perfected.

WHOLE-HOME TANKLESS WATER HEATING HAS ARRIVED
trutankless.com



Welcome to Endless Hot Water.


trutankless® was designed with the modern family in mind, supplying endless hot water for the entire house. Learn how an environmentally friendly trutankless® unit will save energy, valuable space and best of all... money.



50%
LESS MONEY

Efficient Performance

Our trutankless® units operate at 99% efficiency. We have engineered highly accurate sensors, robust solid state electronics, and proprietary software to power one of the most efficient heat exchangers ever produced. trutankless® is also compatible with recirculation pumps.



Hot water
accounts for

25%

of residential
energy costs

Smart Unit

A convenient app (iOS + Android) allows for remote settings, notifications and monitoring to ensure safe operation, trutankless models are compatible with existing home automation and energy management systems.



Purchasing Your Dream Home?

Start out on the right foot with modern water heating technology for your modern home.



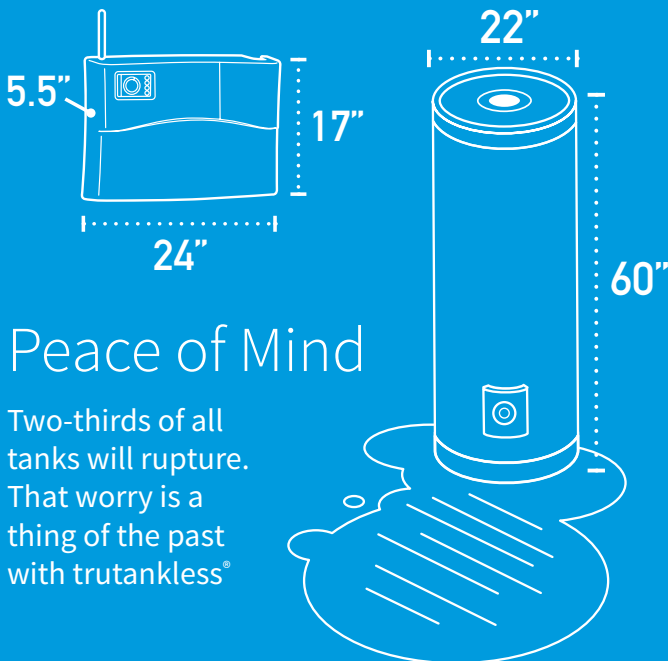
A Perfect Replacement For Every Home.

Our one size fits all solution means whole-home endless hot water for any size family or dwelling.



Space Savings

Our unit's compact size creates extra room for storage as well as unit location options.



Peace of Mind

Two-thirds of all tanks will rupture. That worry is a thing of the past with trutankless®

We Stand by Our Product

5 Year Parts Warranty

20+ YEARS Designed and engineered to last

95.5% Recyclable

∞ Lifetime Limited Warranty

Learn More

Visit us online for more in-depth technical information and reviews.
trutankless.com
houzz.com/pro/trutankless



CERTIFICATIONS



MEMBERSHIP AND ASSOCIATIONS



TR Unit: Technical Specifications



Electrical Data

Voltage	220 - 240 VAC
Phase	Single, 50/60 Hz
Wattage	14.4 - 36.0 kW
Max. Amp, Load	160A
Min. Circuit Breaker Size	(See Table)
Required Wire Size	(See Table)

Inlet Water Data

Max. Inlet Temperature °F (°C)	131 (55)
Water Flow to Activate Unit = GPM (=LPM)	0.2 (.76)
Max. GPM = GPM (= LPM)	7.5 (28)
Max. Working Pressure PSI (bar)	80 (5.5)
Tested to Pressure PSI (bar)	150 (10.34)

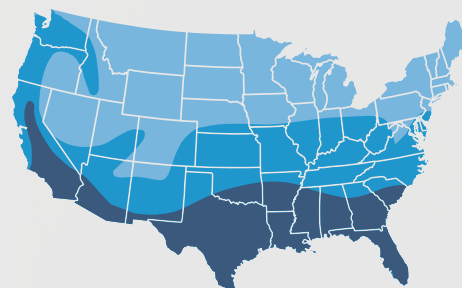
Specifications

MOST COMMON RESIDENTIAL INSTALLATION: 200 AMP PANEL - 2 GAUGE WIRE - SINGLE 2 POLE BREAKER

Max kW Setting	Height	Width	Depth	Weight	Amperage	Voltage Range	kW Range	Main Panel Size	Breakers (two pole)	Copper Wire [optional]	Plumbing Fittings
36 kW	17.2"	23.74"	5.5"	35.3 lbs	160	220 - 240	31.8 - 36.0	> 200 Amp	(2) 80A	(4) #4 AWG	Threaded 3/4" NPT
29 kW	17.2"	23.74"	5.5"	35.3 lbs	120	220 - 240	26.4 - 28.8	200 Amp	(1) 125A [(2) 60A]	(2) #2 AWG [(4) #6 AWG]	Threaded 3/4" NPT
24 kW	17.2"	23.74"	5.5"	35.3 lbs	100	220 - 240	22.0 - 24.0	200 Amp	(1) 100 A [(2) 50A]	(2) #2 AWG [(4) #6 AWG]	Threaded 3/4" NPT
20 kW	17.2"	23.74"	5.5"	35.3 lbs	80	220 - 240	17.6 - 19.2	150A	(1) 80A [(2) 40A]	(2) #4 AWG [(4) #8 AWG]	Threaded 3/4" NPT
14 kW	17.2"	23.74"	5.5"	35.3 lbs	60	220 - 240	13.2 - 14.4	125A	(1) 60A [(2) 30A]	(2) #6 AWG [(4) #8 AWG]	Threaded 3/4" NPT

Sizing Chart (F° / GPM)

Max kW Setting	75° Rise	65° Rise	55° Rise	45° Rise	35° Rise
36 kW	3.0	3.5	4.4	5.3	7.5
29 kW	2.4	2.8	3.3	4.0	5.9
24 kW	2.0	2.4	2.7	3.3	4.9
20 kW	1.7	2.0	2.2	2.6	3.9
14 kW	1.3	1.5	1.6	2.0	2.9



Northern Zone
Avg. Ground Water Temp: 37°F to 51°F

Central Zone
Avg. Ground Water Temp: 52°F to 61°F

Southern Zone
Avg. Ground Water Temp: 62°F to 77°F